

Summary of the 2011 Graduate Survey

By FCAE Staff

Where are Agricultural/Horticultural Students after High School Graduation?

Since 1996, the FCAE Staff has collected data from Agriculture/Horticulture teachers regarding high school seniors who were enrolled in at least one Agriculture/Horticulture course during their high school career. Agriculture/Horticulture teachers, with help from guidance counselors, are instrumental in providing this data through the annual graduate survey.

12,386 students were reported through the agricultural education graduate survey this year. This is a decrease of 1% over students reported last year. In 2011, 96% (300 of 312) of the schools statewide with Agriculture/Horticulture programs submitted data.

Noteworthy observations and trends are listed below with detailed data included on the following graphs.

- 62% of the students reported (7,579 of 12,245) have enrolled in programs of study at post-secondary institutions. This is a 1% decrease from 2010.
- 73% of the high school agricultural education students enrolled in post-secondary education (5,554 of 7,579) chose to continue their education at a community college; substantiating that high school Career and Technical Education (CTE) programs are key components in community college enrollment. A 1% increase for this percentage.
- 20% of agricultural education students reporting (1,532 of 7,579) are entering an agricultural/horticultural major of study. This is a 1% decrease from 2010.
- 2.5% of the high school agricultural education graduates with an agricultural/horticultural major (38 of 1,532) expressed interest in pursuing a career in Agricultural Education. This represents no change from 2010.
- Increased enrollment in Agricultural Education Teacher Certification Programs continues to be a necessity for the future of agriculture education and the agriculture industry. Quality Agricultural Education teachers are still needed with an average of 7 retirements, 5 new programs, and 55 vacancies per year since 2000.
- 55% of the agriculture graduates that expressed interest in agricultural education (21 of 38) are beginning their post-secondary education through community colleges or technical schools. No change from the previous year.
- 38% of agricultural education graduates are entering directly into the workforce (4,666 of 12,245); showing a continued need for workforce preparation. This is a 1% increase from 2010.
- 1.3% of agriculture graduates (165 of 12,245) are going directly into farming; verifying the training in agricultural education programs is not strictly for farming. This small percentage is no change from the 2010 survey.

2011 Graduate Survey Data by IAVAT District

Where are Illinois' High School Agricultural/Horticultural Students after Graduation?

	DIST. I	DIST. II	DIST. III	DIST. IV	DIST. V	TOTALS
Total Schools Reporting	54	52	62	63	69	300
Total Students Reporting	2104	2901	2166	2390	2684	12245
Total Students Entering Post-Secondary Education	1400	1886	1439	1318	1536	7579

Graduates Entering the Workforce

	DIST. I	DIST. II	DIST. III	DIST. IV	DIST. V	TOTALS
Agribusiness	78	20	65	54	47	264
Horticulture	8	35	15	6	5	69
Farming	17	36	39	37	36	165
Military	95	84	92	98	110	479
Employed Outside Ag/Hort	568	840	740	591	950	3689
Total	786	1015	766	951	1148	4666

Institution Selected by Agricultural/Horticultural Majors

	DIST. I	DIST. II	DIST. III	DIST. IV	DIST. V	TOTALS
Community College	237	230	215	240	268	1190
University	64	101	76	63	38	342
Total	301	331	291	303	306	1532

Institution Selected by Non-Agricultural/Horticultural Majors

	DIST. I	DIST. II	DIST. III	DIST. IV	DIST. V	TOTALS
Community College	827	1010	785	790	952	4364
University	272	545	363	225	278	1683
Total	1099	1555	1148	1015	1230	6047

Graduates Interested in Agricultural Education

	DIST. I	DIST. II	DIST. III	DIST. IV	DIST. V	TOTALS
Community College	6	1	3	7	4	21
University	3	2	5	5	2	17
Total	9	3	8	12	6	38

Data Reported by Illinois High School Agricultural/Horticultural teachers regarding 12,245 2011 High School graduates who have taken one or more Agriculture Education courses.

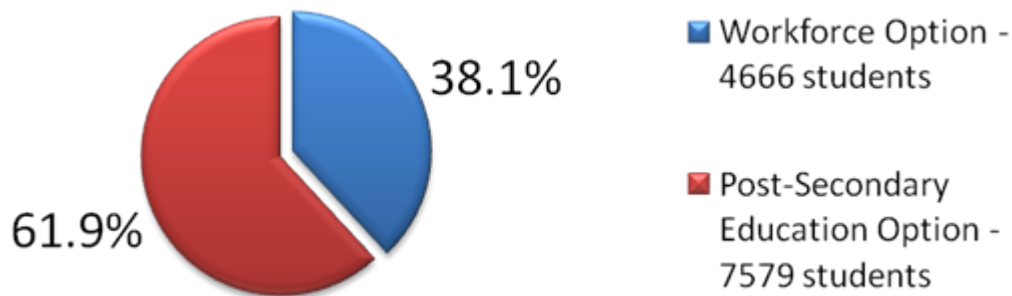
Summary of Annual Totals

Where are Illinois' High School Agricultural/Horticultural Students after Graduation?

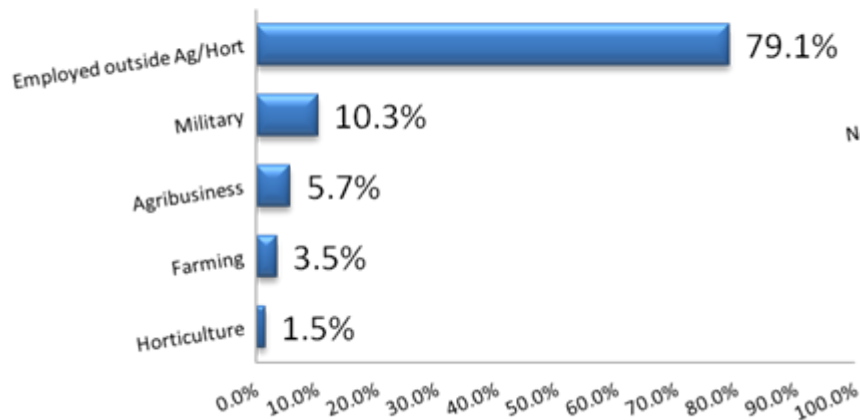
	2004	2005	2006	2007	2008	2009	2010	2011
Total Schools Reporting	295	298	293	309	306	295	299	300
Total Students Reporting	5447	5344	6092	8810	11235	11987	12386	12245
Ag/Hort Major								
	2004	2005	2006	2007	2008	2009	2010	2011
Agribusiness	170	162	147	217	23	240	223	264
Horticulture	31	33	39	51	73	55	87	69
Farming	89	78	100	117	119	118	168	165
Military	305	234	303	321	382	431	477	479
Employed Outside Ag/Hort	825	804	1257	2453	3459	3813	3662	3689
Total	1418	1311	1846	3159	4266	4657	4617	4666
Non-Ag/Hort Major								
	2004	2005	2006	2007	2008	2009	2010	2011
Ag/Hort Major	1040	1027	1126	1425	1556	1533	1593	1532
Non-Ag/Hort Major	2989	3006	3120	4226	5413	5797	6176	6047
Total Students	4029	4033	4246	5651	6969	7330	7769	7579
Ag/Hort Major								
	2004	2005	2006	2007	2008	2009	2010	2011
Community College	741	732	860	1083	1225	1166	1214	1190
University	299	295	266	342	331	367	379	342
Total	1040	1027	1126	1425	1556	1533	1593	1532
Non-Ag/Hort Major								
	2004	2005	2006	2007	2008	2009	2010	2011
Community College	2126	2151	2168	2986	3803	4057	4362	4364
University	863	855	952	1240	1610	1740	1814	1683
Total	2989	3006	3120	4226	5413	5797	6176	6047
Ag Ed Major								
	2004	2005	2006	2007	2008	2009	2010	2011
Community College	35	31	58	26	25	34	23	21
University	15	12	26	21	19	28	20	17
Total	50	43	84	47	44	62	43	38

Data Reported by Illinois High School Agricultural/Horticultural teachers regarding 12,245 2011 High School graduates who have taken one or more Agriculture Education courses.

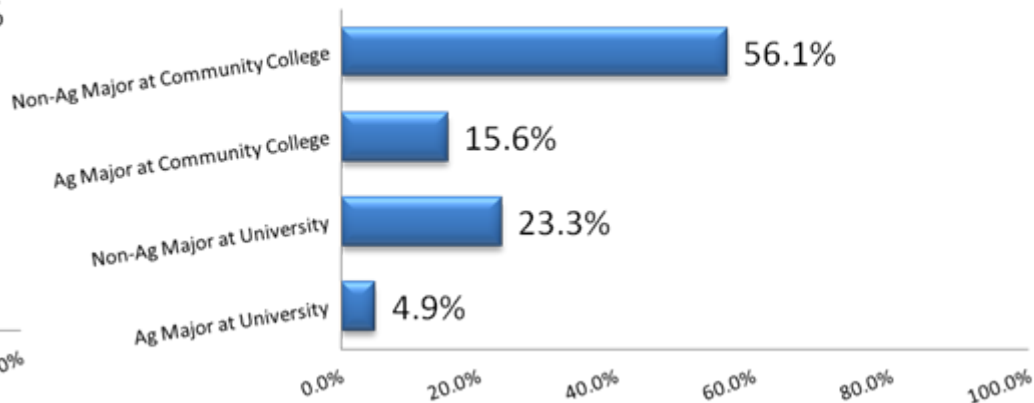
Where are Agriculture/Horticulture Students After High School Graduation?



Workforce Option

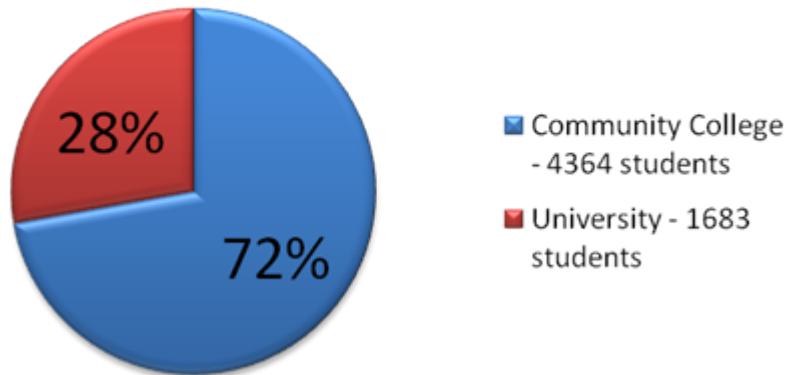


Post-Secondary Education Option

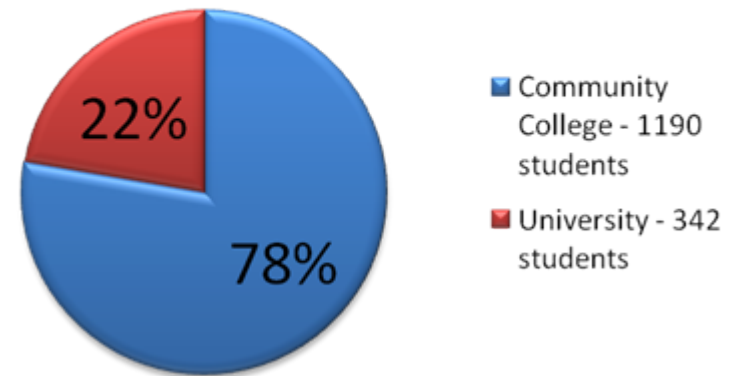


2009-2010 Post-Secondary Education Statistics

2011 Graduates Studying Non-Agriculture/Horticulture



2011 Graduates Studying Agriculture/Horticulture



2011 Freshmen Interested in Ag Education Teacher Certification Program

