

“Characteristics of Illinois Agricultural Education” Post-Secondary Education – Community College

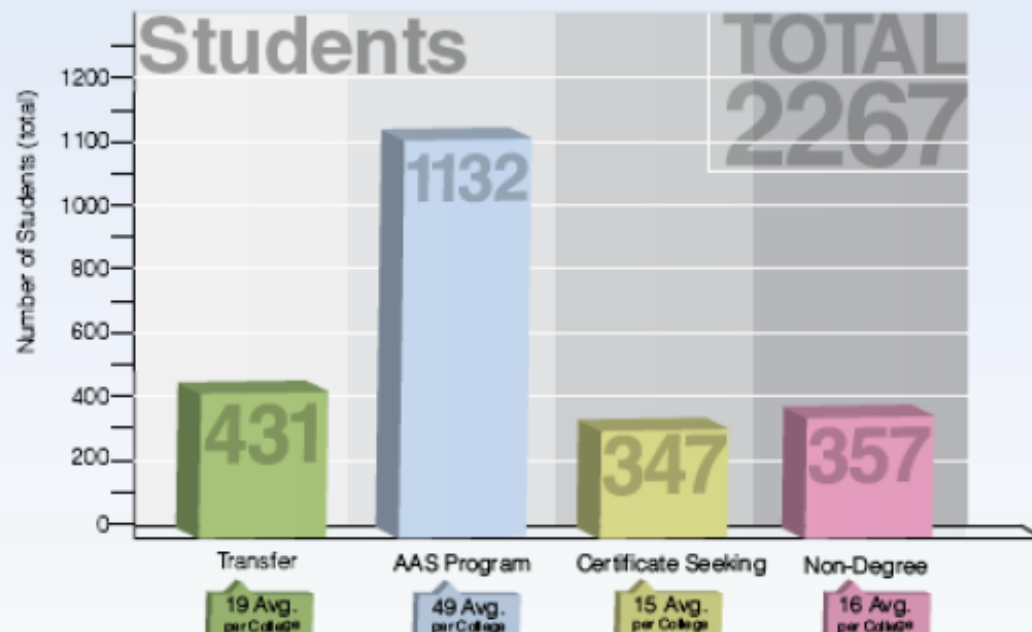
2008-2009

Faculty

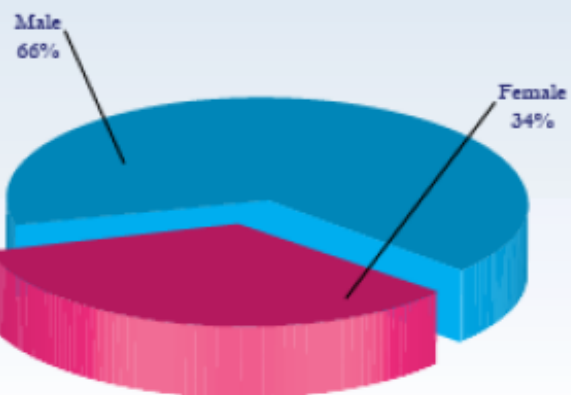
90	Full-time
72	Part-time
24	Minimum Full-time teaching
18	Average teaching load contact hours load contact hours per semester
13	Average number of years teaching
46	Average Age
\$56,107	Average Salary
37%	Extended Contract beyond 9 months
69%	Education level at MS degree or higher

Program

23	Total Programs
46%	Post-secondary Agriculture Student (PAS) Chapters
352	Total PAS Members
53%	College Students who were former High School Ag Education Students
69%	Advisory Councils
23%	Online Courses Offered



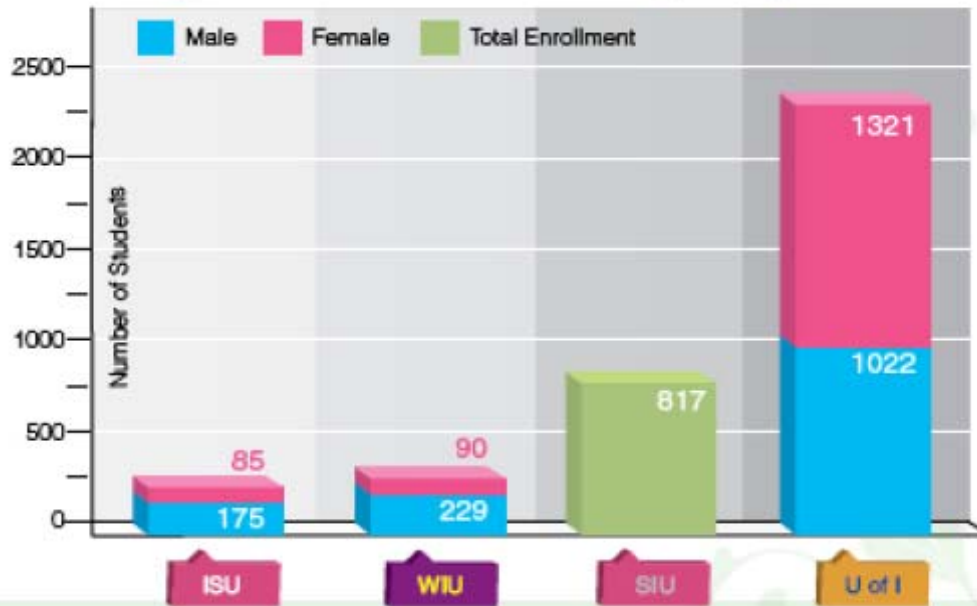
Male to Female Ratio



Lab Facilities Provided By College

65%	Greenhouse
54%	Mechanics
54%	Computer
54%	Land
31%	Soils
15%	Nursery
8%	Orchard
8%	Vet Tech

Illinois Agricultural Education Majors by University



Lab Facilities Provided by College

	WIU	ISU	SIU	U of I
Greenhouse				
Ag Mechanics Lab				
Computer Labs				
Land Lab				
Soil Lab				
Orchard				
Nursery				
Horticulture Center				
University Farm				

% Minority Students by University

WIU	9.67%
U of I	9.26%
SIU	8%
ISU	4.23%

Percentage of Full Time Students

U of I	100%
WIU	96.5%
ISU	96%
SIU	92%

Agriculture Faculty by University

WIU	15
ISU	16
SIU	57
U of I	218

Incoming Transfers by University

WIU	71
ISU	66
SIU	140
U of I	96